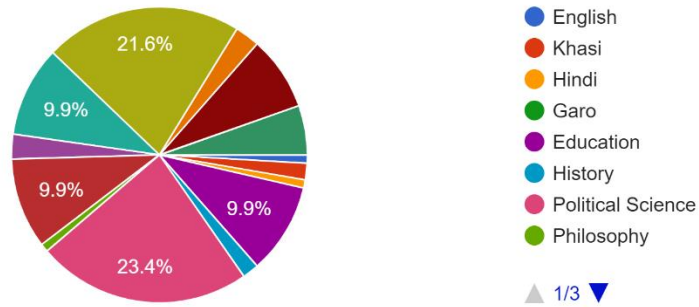
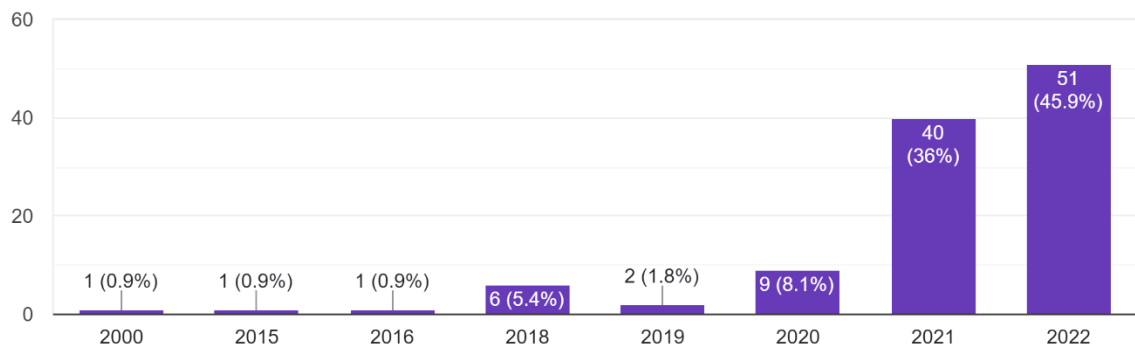


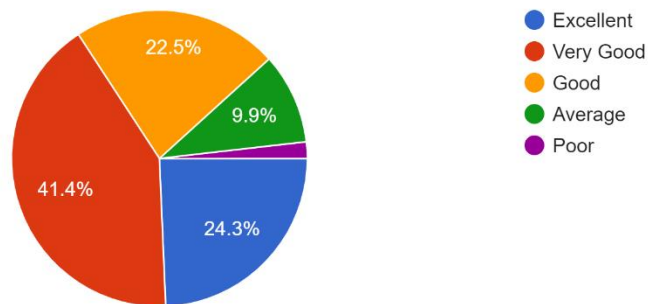
**Honours/Specialisation in**  
111 responses



**Year of Completion**  
111 responses

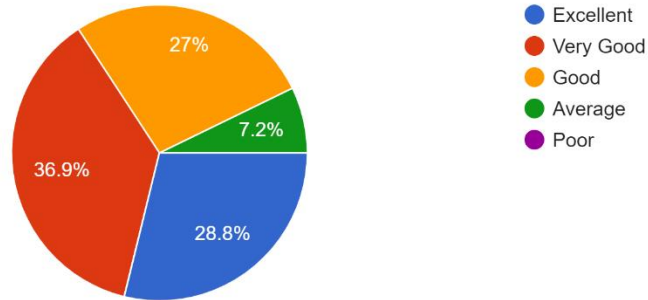


**The relevance of the Course Curriculum in your career plans.**  
111 responses



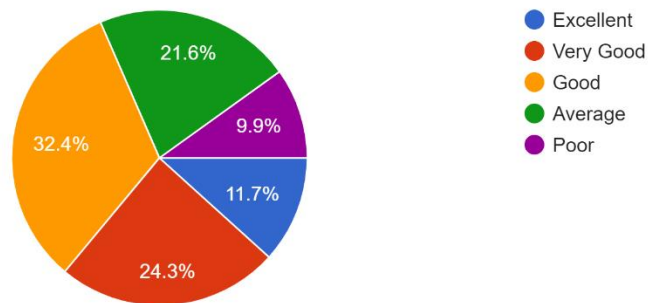
**Student-Faculty relationship.**

111 responses



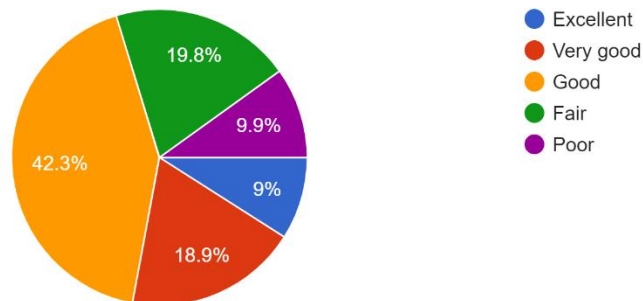
**Student- Office staff relationship**

111 responses



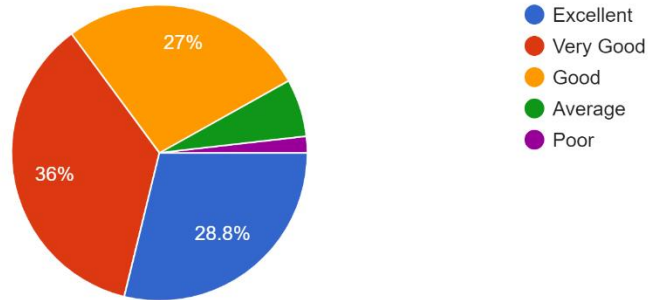
**Training & Placement Facility**

111 responses



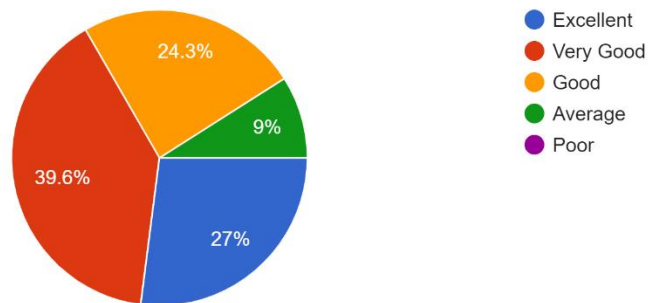
### Library facilities

111 responses



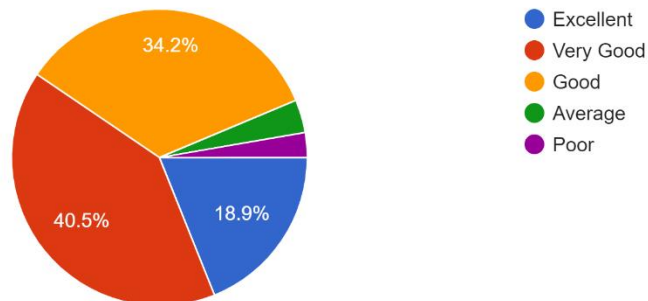
### Quality of support reading materials or resources

111 responses



### Infrastructure facility

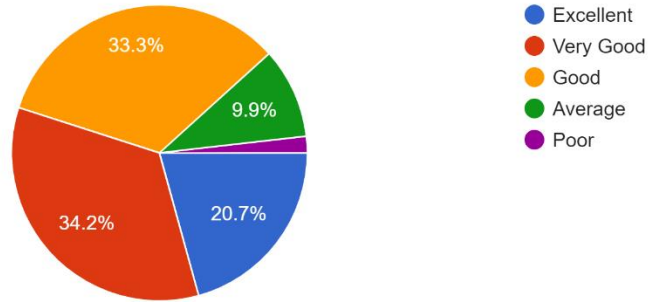
111 responses





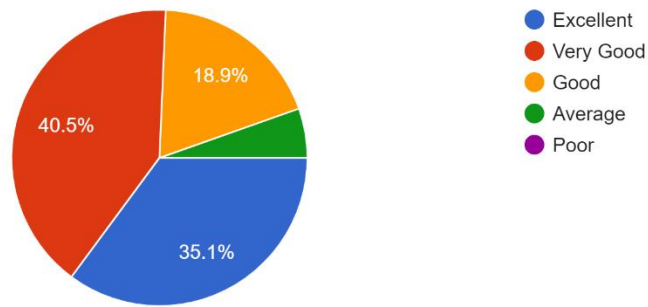
### Sports and other development programs

111 responses



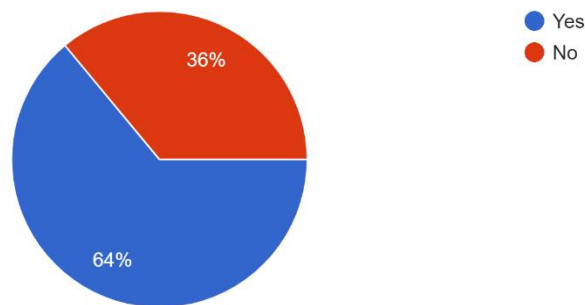
### Overall experience in college

111 responses



### Are you pursuing higher studies?

111 responses

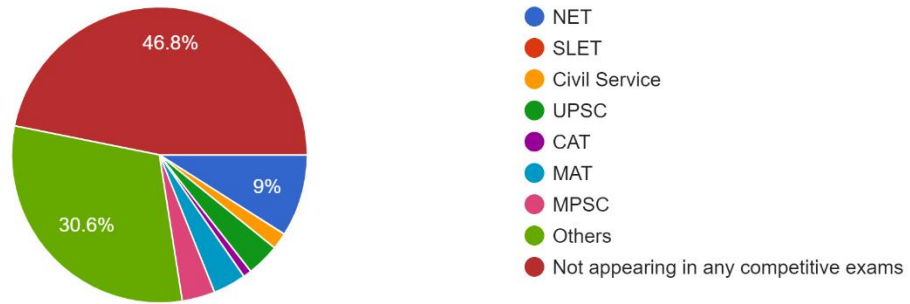






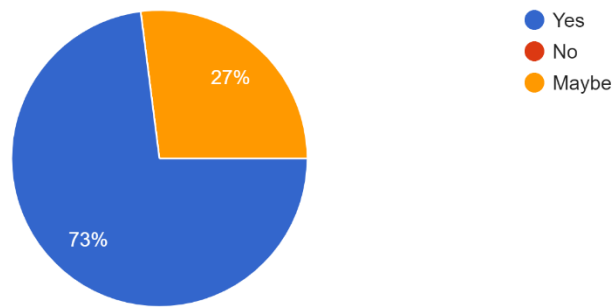
Whether appearing or appeared in any competitive exams:

111 responses



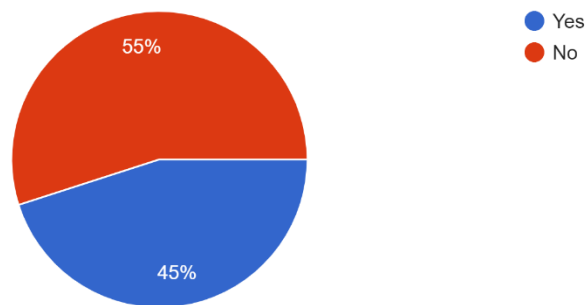
In the future, if we invite you to participate in any of our programs will you be willing to come?

111 responses



Are you an active member of the Shillong College Alumni Association?

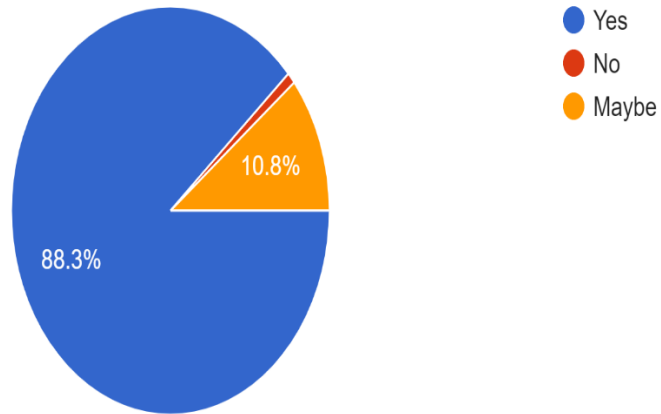
111 responses





According to your knowledge and observation has the college improved since you passed?

111 responses





The feedback was collected using an online google form (form link as below)  
<https://docs.google.com/forms/d/1wVtGk7pHedPI JPpyG1HqAeKE-o9teYRfLs6XMnqTfk/edit>

A total of 111 responses were received belonging to different academic year and streams. The respondents were asked to rate on different parameters and their responses are as follows:

- 1. The relevance of the course curriculum for their career path:** 41.4 % of the respondents responded as very good, 24.3 % as excellent, 22.5 % as good, 9.9 % as average and the rest as poor.
- 2. Student- Faculty Relationship:** 36.9 % of the respondents responded as very good, 28.8 % as excellent, 27 % as good, and 7.2 % as average.
- 3. Student- Office Staff Relationship:** 32.4 % of the respondents responded as good, 24.3 % as very good, 21.6 % as average, 11.7 % as excellent and the rest 9.9 % as poor.
- 4. Training & Placement Facility:** 42.3 % of the respondents responded as good, 19.8 % as fair, 18.9 % as very good, 9.9 % as poor, 9 % as excellent.
- 5. Library facilities:** 36 % of the respondents responded as very good, 28.8 % as excellent, 27 % as good, and the rest as average or poor.
- 6. Quality of support reading materials or resources:** 39.6 % of the respondents responded as very good, 27 % as excellent, 24.3 % as good, 9 % as average.
- 7. Infrastructural Facility:** 40.5 % of the respondents responded as very good, 34.2 % as good, 18.9 % as good, the remaining as average and the rest as poor.
- 8. Sports and other development programs:** 34.2 % of the respondents responded as very good, 33.3 % as good, 20.7 % as excellent, 9.9 % as average and the rest as poor.
- 9. Overall experience in college:** 41.4 % of the respondents responded as very good, 24.3 % as excellent, 22.5 % as good, 9.9 % as average and the rest as poor.
- 10. Whether pursuing higher studies:** 64 % of the respondents says 'Yes' and 36 % responded as 'No'. Courses pursuit after graduation are Masters in Commerce/Arts/Science/Business Administration/ Social Welfare/, LLB, Cosmetology, etc, in different universities or institutions in the country.
- 11. Work Status:** 77.5 % of the respondent are either unemployed or still studying, 12.6 % as employed in either public or private sector, and 9.9 % are self-employed.
- 12. Whether appearing in any competitive exams:** 46.8 % are not appearing in any competitive exams, 30.6 % are appearing in UPSC exams, 9 % are appearing in NET, while the rest are appearing in CAT/MAT/Civil service/MPSC, etc.
- 13. In future when asked if they are willing to visit or be part of any programme:** 73 % responded as 'Yes' and the rest 27 % as 'Maybe'.



14. **Whether they are an active member of the Shillong College Alumni Association:** 53 % responded as 'No' and 45 % responded as 'Yes'.

15. **According to your knowledge and observation has the college improved since you passed:** To this question 88.3 % responded as 'Yes' and 10.8 % as 'Maybe'.

Based on the responses it is obvious that majority of the alumni says that the college has improved and developed but the areas of attention for the management is placement, sports and other extracurricular or development facilities, especially the Shillong College Alumni Association whereby more student and alumni involvement is needed.

A handwritten signature in blue ink, appearing to read "Dr. S. Sarma", written over a horizontal line.

Dr. S. Sarma  
IQAC Co-ordinator